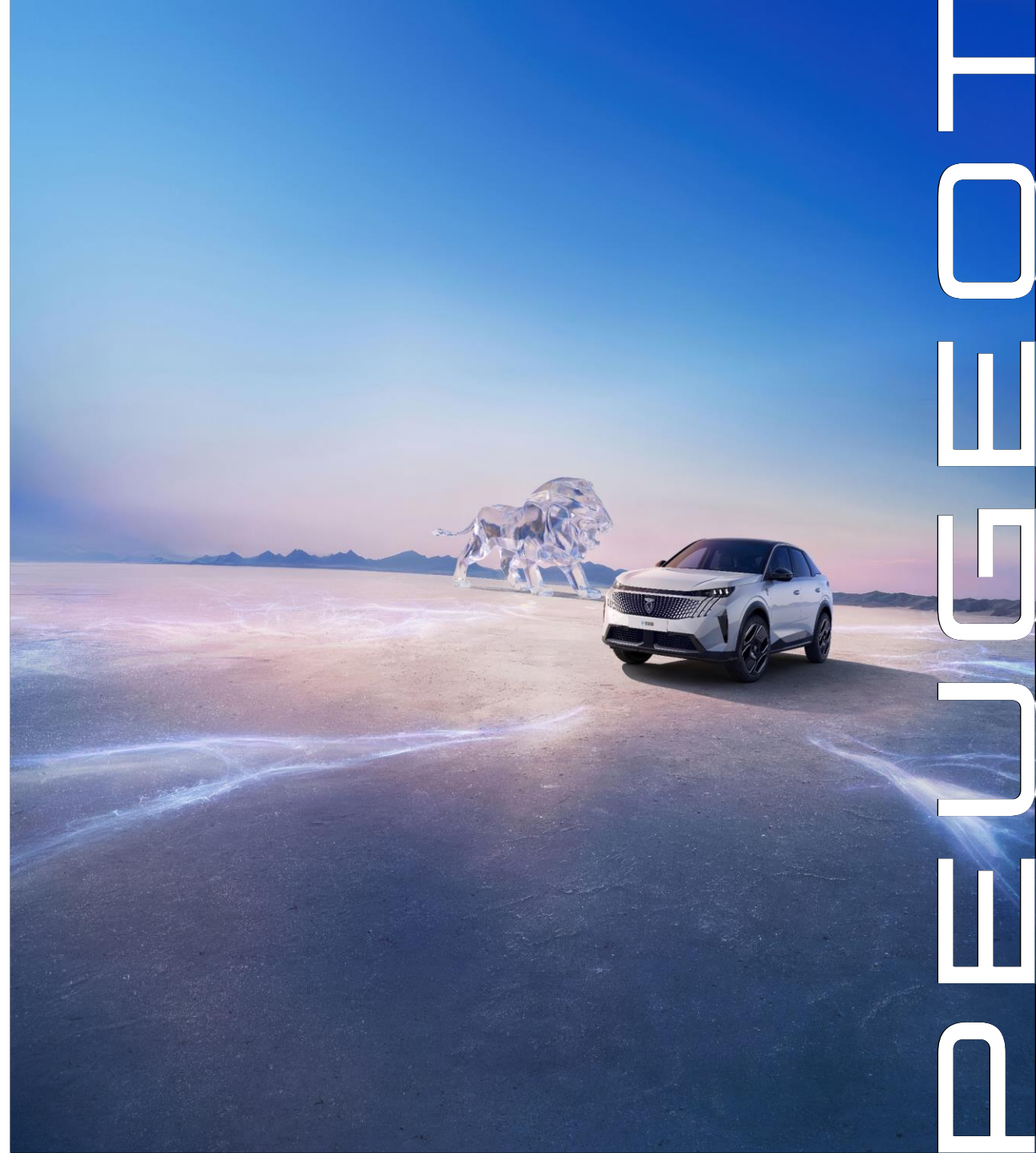




NEW PEUGEOT 3008

Prices, equipment
and technical specifications V2

Prices applicable from November 2024 E & OE



RANGE



ALLURE



GT

Equipment in addition to ALLURE

Peugeot Panoramic i-Cockpit® with 21" HD curved and floating screen
Customisable Virtual 'i-Toggle' display
PEUGEOT Open & Go (Proximity Keyless Entry with Push Button Start)
Wireless MirrorScreen (Apple Car Play & Android Auto)
Ambient lighting linked to Drive Mode
ECO LED Headlights and front and rear signature daytime running lights
Dark tinted privacy glass for rear doors, tailgate and quarter windows
Dual Zone Climate Control with rear air vents
Adaptive Cruise Control with 'Stop & Go' with lane keeping assistance
Smartphone Wireless Charger (15 Watts) with status light and ambient lighting
19" 'YARI' diamond cut alloy wheels (HYBRID)
360° Vision & Drive assist pack
[Mode 3 type 2 cable for wall box charging \(Electric\)](#)
[3-phase 11 kW on board charger \(Electric\)](#)
[Heat pump \(Electric\)](#)
[Remote charge management via My PEUGEOT App \(Electric\)](#)

PEUGEOT PIXEL LED headlamps with 3-claw LED daytime running lights
Full 3D LED rear lights with PEUGEOT 'Claw effect' daytime running light signature
8-colour extended ambient lighting
Frameless Electrochrome Rear View Mirror
Mistral black embossed Alcantara® with Iced Clay stitching and leather effect trim with heated front seats
'Black Diamond' roof and rear spoiler
Handsfree Smart Electric Tailgate (foot operated)
Rear central armrest with two cupholders and smartphone holder
360° Vision & Drive assist pack including highway assist 2.0
PEUGEOT shield on front wings
19" 'YARI' diamond cut alloy wheels
[19" 'Fuji' alloy diamond-cut wheels \(Electric\)](#)
['Gloss Black' lower door claddings & widened wheel arches \(Electric\)](#)

NEW 3008 PRICES

Recommended prices

	CO2* (g/km) (1)	TAX BAND	ANNUAL ROAD TAX	ALLURE	GT
ELECTRIC					
Electric engine 210 hp (157 kW)-Battery 73 kWh	0-0	A	€120	€44,995***	€49,995***
HYBRID					
Hybrid 136 e-DCS6 - 6-speed Dual Shift Clutch Automatic Transmission	124-125	B1	€200	€43,995	€47,995

- WLTP data currently being approved. Minimum- maximum mixed WLTP CO2 emissions on the engine The CO2 emissions from the vehicle depend on the version selected as well as the options on the vehicle.
- **Dealer delivery related charges, metallic paint and tyre recycling levy not included.
- ***Includes SEAI grant and VRT rebate & Dealer delivery related charges, metallic paint and tyre recycling levy not included.

(1) The CO2 emissions entered are mixed and expressed in grams per kilometre. The fuel consumption and CO2 emission values provided comply with WLTP approval (EU regulation 2017/948). Since 1 September 2018, new vehicles are approved on the basis of the worldwide harmonised light-duty vehicles test procedure (WLTP), which is a new, more realistic test procedure to measure fuel consumption and CO2 emissions. This WLTP procedure fully replaces the New European Driving Cycle (NEDC), which was the previous test procedure. As the test conditions are more realistic, the fuel consumption and CO2 emissions measured according to the WLTP procedure are, in many cases, higher than those measured according to the NEDC procedure. The fuel consumption and CO2 emission values may vary depending on specific equipment, options and types of tyres. Contact your point-of-sale for more information. More information on www.peugeot.ie

STANDARD EQUIPMENT

SAFETY

6 Airbags

Front passenger airbags (includes passenger airbag deactivation function), driver and front passenger side airbag, front & rear curtain airbags.

ESP (Electronic Stability Program) with Hill Start Assist & indirect under inflation detection

ISOFIX and Top Tether fasteners on rear side seats

Electric parking brake

Pneumatic emergency kit (12-volt compressor, sealant bottle, towing eye, 2 wheels chocks)


PEUGEOT LED Technology headlamps with 3-claw LED daytime running lights

Rear 3-claws LED 3D lights

ADVANCED SAFETY

VisioPark 2: 360° Vision with 4 exterior cameras with front and rear sensors

- Adaptive Cruise Control with ‘Stop & Go’
- Advanced Emergency Braking System with video camera & radar (AEBS3)
- Active Lane Keeping Assist
- Blind spot monitoring
- Rear cross traffic alert (RCTA)
- Extended traffic sign recognition and speed recommendations
- Driver attention alert
- PEUGEOT SOS & Assistance



STANDARD EQUIPMENT

EXTERIOR AESTHETIC

Style attributes

- Black lacquered strip between the headlights with ‘3008 ’ logo’.
- Body-coloured front grille, glossy black side scoops, Meteor Grey lower decor, black grained lower skirt
- Dark tinted rear windows, quarter windows, & tailgate window
- Black grained wheels arch claddings & door lower protections.
- Glossy black strip between the rear lights with « PEUGEOT » lettering
- Rear bumper with Meteor Grey decor & black grained lower skirt
- Body- coloured rear spoiler
- '3008' & 'Hybrid' monograms
- 'E3008' rear monogram (Electric)

WHEELS & RIMS

19'' diamond-cut alloy wheels

- ‘YARI’ Alloy Wheel (HYBRID)
- ‘FUJI’ Alloy Wheel (Electric)



STANDARD EQUIPMENT

INTERIOR AESTHETIC

Peugeot Panoramic i-Cockpit® with 21'' HD curved and floating screen

Style elements

- Foamed dashboard with RIMINI heathered fabric & Graphene alcove, glossy black front panel and air vents with Stene Grey decoration
- Doors panels with RIMINI heathered fabric decoration, Graphene alcove & Stene Grey strip, Isabella TEP armrests with Quartz stitching (front)

PEUGEOT i-Cockpit®: Compact multifunction steering wheel finished in full grain leather with coloured stitching, gloss black and satin chrome detailing

Black interior & headliner

Ambient lighting linked to driving mode

COMFORT & CONVENIENCE

Keyless entry with 'proximity' locking and unlocking

Bi-zone automatic air conditioning with rear air vents

Automatic dual-zone air conditioning

Interior lighting

- Front & rear reading LED lights
- Glovebox & centrale console storage illuminated with LED
- Front footwell LED lights

Automatic front wipers

Sequential electric front & rear windows with anti-pinch feature

2-position trunk floor

Heated, electric folding door mirrors with courtesy approach lighting

Electrochromic rearview mirror with frame

Dark tinted rear side and tailgate window



STANDARD EQUIPMENT

UPHOLSTERY & SEATS

Driver & passenger seats with manual height adjustment

Rear seats with folding backrest (40/20/40)

‘Uziris’ & ‘Irize’ embossed fabric with Quartz stitching and leather effect trim

MULTIMEDIA & NAVIGATION

PEUGEOT i-Connect®

- 3D connected Navigation
- TomTom® connected navigation services (TomTom® Traffic, fuel prices, parking, weather, Local search), [EV routing with charging scheduling \(Electric\)](#), Danger zone Alerts with 6-month subscription included
 - Radio DAB, Bluetooth® (2 smartphones connexion), wireless Mirror Screen (Apple CarPlay™ / Android Auto™)
 - Peugeot Connect SOS & Assistance
 - 1 USB-C socket (data and charging), 1 USB-C socket (charging)
 - ‘Over the air’ map updates
 - Customisable Virtual ‘i-Toggle’ display

Smartphone Wireless Charger (15 Watts) with status

6 speakers

2 tweeters & 2 woofers at the front, 2 wide-band speakers at the rear

3 x 12 V sockets (centre console, rear of centre console, boot)

ELECTRIC SPECIFICITIES

3-phase Mode 3 electrical charging cable

3-phase 11 kW on board charger

Heat pump



GT TRIM

Equipment's in addition to ALLURE equipment

SAFETY

- PEUGEOT PIXEL LED headlamps with 3-claw LED daytime running lights
- Adaptive High Beam Assist with Anti-Glare function and Boost function
- Full 3D LED rear lights with PEUGEOT 'Claw effect'

DRIVING AND MANOEUVRING AIDS

- Drive Assist Pack
 - Adaptive Cruise Control with Stop & Go function
 - Driver Attention Alert (DAA3)
 - Long Range Blind Spot Monitoring
 - Rear Cross Traffic Alert (RCTA)
 - Highway Assist 2.0
- VisioPark 2: 360° Vision with 4 exterior cameras with front and rear sensors

EXTERIOR AESTHETICS

- Style Elements
 - 'PEUGEOT' shields on the front fenders
 - Glossy black front & rear lower bumper skirts, wheel arch claddings and door lower protections (Electric)
- Black Diamond & rear spoiler

WHEELS AND RIMS

- 19" 'YARI' Diamond Cut Alloy Wheels (HYBRID 136e-DSC6)
- 19" 'FUJI' Alloy Wheel (Electric)



GT TRIM

Equipment's in addition to ALLURE equipment

INTERIOR AESTHETICS

Peugeot Panoramic i-Cockpit® with 21'' HD curved and floating screen

Night & day indirect ambient lighting on the dashboard, front door panels, and under the 21'' panoramic screen, associated with driving modes, customisable in 8 colours

Aluminium printed dashboard and front door panel 'alcove' decor

PEUGEOT i-Cockpit®: Compact heated multifunction steering wheel finished in full grain leather with 'Iced Clay' stitching, gloss black and satin chrome detailing & 'GT' badge

Aluminum pedals & footrest

Stainless steel front door sill with 'PEUGEOT' lettering

Front & rear floor mats with Iced Clay stitching & 'GT' logo



COMFORT

Interior lighting

- Concealable driver and passenger vanity mirrors with LED lights

Rear central armrest with two cupholders and smartphone holder

Powered tailgate with hands-free access

Heated steering wheel

Electrochromic rear-view mirror with frame

GT TRIM

Equipment's in addition to ALLURE equipment

UPHOLSTERY & SEATS

- Driver & Passenger heated seats
- Manual driver lumbar adjustment
- Front headrests with integrated height adjustment
- Rear seats with central armrest and foldable backrest (40/20/40)
- Embossed Alcantara® REFLECTION upholstery, TEP Isabella, heathered RIMINI fabric scarf, Iced Clay stitching


MULTIMEDIA & NAVIGATION

- PEUGEOT i-Connect® Advanced
- 3D connected Navigation
 - TomTom® connected navigation services (TomTom® Traffic, fuel prices, parking, weather, Local search), [EV routing with charging scheduling \(Electric\)](#), Danger zone Alerts with 6-month subscription included
 - Natural language voice recognition
 - 4 USB: 1 USB-C (Data & Charging), 1 USB-C (Charging) at front, 2 USB-C (Charging) at rear

PEUGEOT Virtual i-Toggles with 10 customizable shortcuts

Wireless smartphone charger (15 W)

For smartphone compatibility, consult your sales point



WHEELS



19" 'YARI' alloy diamond-cut wheels

BREDA, Orbital Black glossy finish

Standard on Allure & GT (Hybrid 136 e-DSC6)



19" 'Fuji' alloy diamond-cut wheels

LULEA, Orbital Black glossy finish

Standard on ALLURE & GT (Electric 210HP)



20" 'YOSEMITE' alloy diamond-cut wheels

SOFIA Orbital Black matte finish, with aero inserts glossy finish

Optional GT

BODY COLOURS

METALLIC COLOURS



Obsession Blue
M0DP – free Paint



Okenite White
M0SU - Option



Ingaro Blue
M07K - Option



Cumulus (Light) Grey
M0F4 - Option



Perla Nera Black
M09V - Option




Titane Grey
M01J - Option

UPHOLSTERY OPTIONS



Embossed CRISPY fabric upholstery, TEP Isabella support, heathered RIMINI fabric scarf, Quartz stitching

W6FX



Embossed NEW UZIRIS fabric upholstery, TEP Isabella accompaniment, heathered RIMINI fabric scarf, Iced Clay stitching

T5FX



Embossed Alcantara® REFLECTION upholstery, TEP Isabella, heathered RIMINI fabric scarf, Iced Clay stitching

X0FX

OPTIONS

Recommended prices

EXTERIOR PAINT

			ALLURE	GT
Metallic paint - Nera Black (M09V), Titane Grey (M01J), Cumulus Grey (M0F4), Ingaro Blue (M07K), Okenite White (M0SU)	0MM0	€835	○	○

OPTION PACKS

Sensation Pack with HiFi Focal

<ul style="list-style-type: none">• Panoramic Split Opening Spoiler Sunroof (TC22)• Clean Cabin (O301) - optimised cabin air quality management system• Focal Premium Hi-Fi System, 10 speakers. Includes laminated and acoustic front windows	J6B9	€2,375	-	○
--	------	--------	---	---

SAFETY AND SECURITY

Advanced Grip Control - 3 Driving Modes - Sand, Snow & Mud, and Hill Assist Decent Control (HADC) <u>Includes 19" 'FUJI' alloy wheel on GT Electric versions</u>	DX02	€205	○ Electric Version Only	○ Electric Version Only
--	------	------	----------------------------	----------------------------

The addition of optional extras may result in the vehicle increasing in Co2 g/km and therefore, attracting a higher rate of VRT than described in this product guide. For your exact configuration value, both Co2 g/km and RRP, please contact your local dealer or visit www.peugeot.ie
Note: Some options may require other options depending on the item and trim line.

OPTIONS

Recommended prices

				ALLURE	GT
INTERIOR AMBIENCES					
Heated front seats, AGR* certified driver’s seat <ul style="list-style-type: none">• Driver's seat with manual seat length adjustment, seat tilt electric, pneumatic lumbar adjustment• Aktion Gesunder Rücken (German Association for Back Health)		WAGP	€450	<input type="radio"/>	-
Alcantara® Executive interior (December 2024 Orders) <ul style="list-style-type: none">• Embossed Alcantara® REFLECTION upholstery, TEP Isabella support, heathered RIMINI fabric scarf, Iced Clay stitching• AGR* certified electrically adjustable driver and passenger seats, manual seat length adjustment, adaptive lateral support, pneumatic lumbar adjustment, memory settings for the driver• Heated and massaging driver and passenger seats Heated rear side seats• Front headrests with integrated height adjustments• Aktion Gesunder Rücken (German Association for Back Health)		X0FX	€1,800	-	<input type="radio"/>
		Not available to order with J6B9 on a HYBRID 136BHP e-DCS6			
EXTERIOR FEATURES					
Tow Bar: With 13-way harness, with TSM (Trailer Sway Mitigation) anti-sway system		Available only on electric	AQ05	€675	<input type="radio"/>
				<input type="radio"/>	<input type="radio"/>

The addition of optional extras may result in the vehicle increasing in Co2 g/km and therefore, attracting a higher rate of VRT than described in this product guide. For your exact configuration value, both Co2 g/km and RRP, please contact your local dealer or visit www.peugeot.ie
Note: Some options may require other options depending on the item and trim line.

EQUIPMENT DETAILS



PEUGEOT i-Connect® Advanced

PEUGEOT i-Connect® Advanced offers a complete technological experience, with its high-performance and efficient TomTom® connected navigation. For optimum readability, the map can be displayed on the entire touch-sensitive part of the 21" HD screen or on the digital cluster side, and can be updated 'over the air'. "The 'OK PEUGEOT' function, which uses natural language voice recognition, improves safety and ease of use by providing access to all functions.

* Included in the Panoramic Navigation pack



PEUGEOT virtual i-Toggles

Located on a second touchscreen on the dashboard, the Virtual i-Toggles are shortcuts to 10 main functions: air conditioning control settings, navigation, telephone, radio, wall of applications, etc. The Virtual i-Toggles give access to the permanent homepage shortcut, in first position, while the other five shortcuts can be modified according to the user's choice. A swipe of the screen gives access to 5 additional configurable shortcuts.

* Included in the Panoramic Navigation pack

EQUIPMENT DETAILS



Drive Assist Plus 2.0 (semi-autonomous driving*)

- This system combines 4 functions to manage semi-autonomous driving in specific conditions:
- Adaptive Cruise Control with Stop & Go function and Lane Positioning Assist: the vehicle manages steering and speed.
 - Semi-Automated Lane Change: assists the driver in overtaking or changing lanes in complete safety.
 - Anticipated speed recommendation: based on the vehicle's connected navigation system, it anticipates speed limit changes and suggests the driver to adapt speed accordingly.

* Included in the 360° Vision & Drive Assist Plus pack.



PEUGEOT PIXEL LED Headlamps

Adaptive lighting: the system automatically adapts the headlamp beams to traffic conditions, maintaining optimum lighting with 6 specific modes adapted to each driving situation and 2 curves lighting functions. Adaptive High Beam Assit: the system switches to high beam as soon as conditions allow. It detects the contours of vehicles ahead and their movement to create an anti-glare zone and avoid dazzling other road users. At high speeds, a boost function increases the light intensity in the centre of the beam.

EQUIPMENT DETAILS



Adaptative bolsters*

By inflating or deflating pneumatic inserts located in the side bolsters of the backrests, the system allows front passengers to adjust the lateral support of their electrically adjustable seats* to suit their body shape and driving conditions: tighter for better support and driving sensations, or looser for optimized comfort. These AGR-certified** front seats are also heated, ventilated and massaged (8 programs, 3 intensities). Heated rear side seats.

* Included with Executive Mistral interior.
 ** Aktion Gesunder Rücken (German Association for Back Health)



Clean Cabin

The Clean Cabin system is a complete incoming air management system that acts on pollution both inside and outside the vehicle. Thanks to its high-efficiency filter, it purifies the air inside the vehicle in just a few minutes. The central screen gives the driver access to the indoor air quality index calculated using a particle sensor.

TECHNICAL SPECIFICATIONS

ELECTRIC

Electric Motor 210hp 73kWh (157 kW)

ENGINE

Fiscal power (CV)	7
Technology	Synchronous with permanent magnet
Maximum power (kW ECE / hp CEE at rpm)	157 / 210 From 4 370 to 14 000
Maximum torque (Nm ECE at rpm)	345 from 250 to 4 370

TRANSMISSIONS

Type	Automatic
Number of gears	single-speed gearbox

BATTERY

Technology	Lithium-ion NMC
Number of modules	12
Usable capacity (kWh)	73
Weight (kg)	520
Total voltage (V)	400

WEIGHTS & LOADS

Kerb weight (kg)	2108
Gross vehicle weight (kg)	2640
Maximum towable weight (braked) (kg)	1250

PERFORMANCE (driver only)

Maximum speed (km/h)	170
0 -100 kph (s)	8.8
1 000 m standing start (s)	29.8
30 to 60 kph in Drive (s)	2.4
60 to 90 kph in Drive (s)	2.9
80 to 120 kph in Drive (s)	5.6

* WLTP data undergoing certification. CO₂ emissions WTLP mixed minimum-maximum on the engine. The CO₂ emissions of the vehicle depend on the version chosen as well as the options present on the vehicle.

(†) The CO₂ emissions given are mixed and expressed in grams per kilometer. The fuel consumption and CO₂ emission values given are in accordance with WLTP type approval (EU Regulation 2017/948). Since September 1, 2018, new vehicles have been type-approved on the basis of the globally harmonized test procedure for light vehicles (WLTP), which is a new, more realistic test procedure for measuring fuel consumption and CO₂ emissions. This WLTP procedure completely replaces the New European Driving Cycle (which was the test procedure used previously. Because the test conditions are more realistic, fuel consumption and CO₂ emissions measured under the WLTP procedure are, in many cases, higher than those measured under the NEDC procedure. Fuel consumption and CO₂ emission values may vary depending on specific equipment, options and tire types. Be sure to contact your point of sale for more information. More information at www.Peugeot.fr

TECHNICAL SPECIFICATIONS

ELECTRIC
Electric Motor 210hp (157 kW)

RANGE & CONSUMPTION

Mixed WLTP range (km) (Min-Max)	510 - 527
Urban WLTP range (km) (Min-Max)	628 - 656
Mixed WLTP cycle consumption (kWh/ 100 km) (Min-Max)	16.7 - 17.4
Urban WLTP cycle consumption (kWh / 100 km) (Min-Max)	13.4 – 14.1

CHARGING (@ 20°C de 20% @ 80%)

Maximum AC capacity (kW)	11
Maximum DC capacity (kW)	160
Charging time on home socket 2,3 kW AC – 10A (h)	22h55
Charging time on charging station 7.4 kW AC	6h45
Charging time on charging station 11 kW AC	4h30
Charging time on fast charging station 160 kW DC (h)	30 min

WHEELS

Type of tyres (standard or option, depending on version)	235/55 R19 105 V ; 235/50 R20 104 V
	Michelin e-Primacy A+ class
Type of front / rear brakes	Disc 365 x 37 mm / Disc 356 x 26 mm
Type of front suspension	Pseudo McPherson
Type of rear suspension	Pseudo Mac-Pherson / Multi-link

Driving Sound level (dB)	65
--------------------------	----

* WLTP data undergoing certification. CO₂ emissions WTLP mixed minimum-maximum on the engine. The CO₂ emissions of the vehicle depend on the version chosen as well as the options present on the vehicle.

(†) The CO₂ emissions given are mixed and expressed in grams per kilometer. The fuel consumption and CO₂ emission values given are in accordance with WLTP type approval (EU Regulation 2017/948). Since September 1, 2018, new vehicles have been type-approved on the basis of the globally harmonized test procedure for light vehicles (WLTP), which is a new, more realistic test procedure for measuring fuel consumption and CO₂ emissions. This WLTP procedure completely replaces the New European Driving Cycle (which was the test procedure used previously). Because the test conditions are more realistic, fuel consumption and CO₂ emissions measured under the WLTP procedure are, in many cases, higher than those measured under the NEDC procedure. Fuel consumption and CO₂ emission values may vary depending on specific equipment, options and tire types. Be sure to contact your point of sale for more information. More information at www.Peugeot.fr

TECHNICAL SPECIFICATIONS

	Hybrid 136 e-DCS6
Engine	
Fiscal power (CV)	7
Displacement (cm³)	1 199
Number of cylinders / Arrangement	3 in-line
Number of valves per cylinder	4
ICE - Maximum power (kW ECE / hp ECE at rpm)	100 / 136 @ 5500
ICE - Maximum torque (Nm ECE at rpm)	170 (230) / 1750
e-motor - Maximum power (kW ECE / hp ECE at rpm)	15.6 @ 4264
e-motor Maximum torque (Nm ECE at rpm)	51 from 750 to 2499
Stop & Start	Yes
Emission standard	EURO 6d
Injection type	Direct
TRANSMISSIONS	
Type	Automatic
Number of gears	6
BATTERY	
Technology	Lithium-ion
Number of modules	-
Capacité utile (kWh)	0.43
Weight (kg)	12.1
Total voltage (V)	48

* WLTP data undergoing certification. CO₂ emissions WTLP mixed minimum-maximum on the engine. The CO₂ emissions of the vehicle depend on the version chosen as well as the options present on the vehicle.

(†) The CO₂ emissions given are mixed and expressed in grams per kilometer. The fuel consumption and CO₂ emission values given are in accordance with WLTP type approval (EU Regulation 2017/948). Since September 1, 2018, new vehicles have been type-approved on the basis of the globally harmonized test procedure for light vehicles (WLTP), which is a new, more realistic test procedure for measuring fuel consumption and CO₂ emissions. This WLTP procedure completely replaces the New European Driving Cycle (which was the test procedure used previously Because the test conditions are more realistic, fuel consumption and CO₂ emissions measured under the WLTP procedure are, in many cases, higher than those measured under the NEDC procedure Fuel consumption and CO₂ emission values may vary depending on specific equipment, options and tire types. Be sure to contact your point of sale for more information. More information at www.Peugeot.fr

TECHNICAL SPECIFICATIONS



Hybrid 136 e-DCS6	
WEIGHTS & LOADS	
Kerb weight (kg)	1 573 / 1 574 (with trailer hitch option)
Gross vehicle weight (kg)	2 080 / 2 100 (with trailer hitch option)
Maximum towable weight (braked) (kg)	1 000 / 1 200 (with trailer hitch option)
Authorized total rolling weight (kg)	3 080 / 3 300 (with trailer hitch option)
Fuel tank capacity (L)	55
PERFORMANCE (Driver only)	
Maximum speed (km/h)	201
0 -100 kph (s)	10.2
1 000 m standing start(s)	32.5
80 to 120 kph 5th gear	6,9 (on Drive)
80 to 120 kph 6th gear	
WLTP CONSUMPTION & EMISSIONS	
WLTP combined consumption - minimum (l/100km)	5,5
WLTP combined consumption - maximum (l/100km)	5,6
WLTP combined CO ₂ emissions minimum (g/km)	122 - 125
WLTP combined CO ₂ emissions - maximum WLTP (g/km)	127
WHEELS	
Type of tyres (standard or option, depending on version)	225/55 R19 103V
	Michelin e-Primacy
Spare wheel	Tire repair kit
BRAKE & SUSPENSIONS	
Type of front / rear brakes	Disc 304 x 28 mm / Disc 290 x 12 mm
Driving Sound level (dB)	67

* WLTP data undergoing certification. CO₂ emissions WTLP mixed minimum-maximum on the engine. The CO₂ emissions of the vehicle depend on the version chosen as well as the options present on the vehicle.

(†) The CO₂ emissions given are mixed and expressed in grams per kilometer. The fuel consumption and CO₂ emission values given are in accordance with WLTP type approval (EU Regulation 2017/948). Since September 1, 2018, new vehicles have been type-approved on the basis of the globally harmonized test procedure for light vehicles (WLTP), which is a new, more realistic test procedure for measuring fuel consumption and CO₂ emissions. This WLTP procedure completely replaces the New European Driving Cycle (which was the test procedure used previously). Because the test conditions are more realistic, fuel consumption and CO₂ emissions measured under the WLTP procedure are, in many cases, higher than those measured under the NEDC procedure. Fuel consumption and CO₂ emission values may vary depending on specific equipment, options and tire types. Be sure to contact your point of sale for more information. More information at www.Peugeot.fr


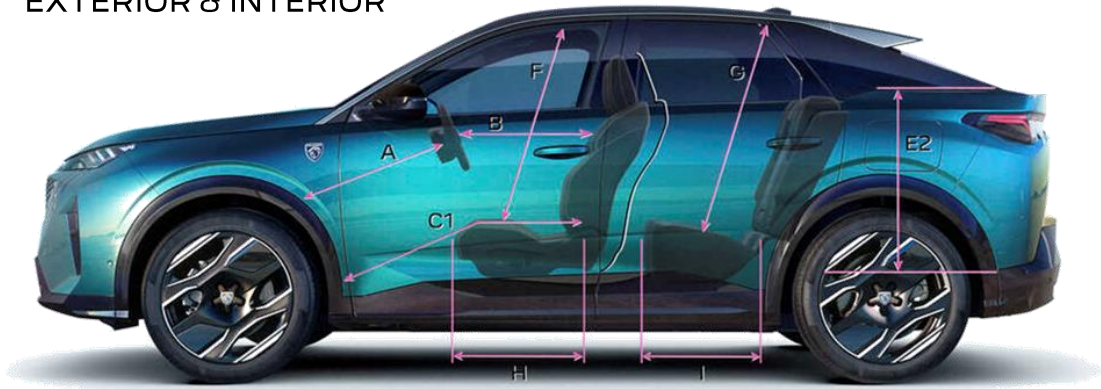
DIMENSIONS (mm) - 3008

EXTERIOR & INTERIOR



DIMENSIONS (mm) - 3008

EXTERIOR & INTERIOR



A	738,5
B	600
C1	854
E	925
E1	1030
E2	589
E4	779
F	921,5
G	884,6
H	469,6
I	468
J	1452
K	1492,5
L	1428,6
M	1464



520 dm3 VDA 210



1480 dm3 VDA 214

